



DIGIT *all* **4**
MIGRANTS

TOOLKIT 4 DIGITAL KNOWLEDGE



Project Result 2: Toolkits of knowledge transfer to address the common digital needs for each partner

SPID

1. WHAT IS SPID
2. WHAT YOU NEED TO ACTIVATE SPID
3. WHAT CAN YOU DO WITH IT



WHAT IS SPID?

SPID IS A PERSONAL KEY
THAT ONLY YOU CAN USE TO
LOG INTO, MEANING ENTER, A
LOT OF ONLINE SERVICES. WITH
SPID YOU SAY THAT YOU ARE
DOING THAT ACTIVITY



TO ACTIVATE YOUR SPID YOU NEED ONE OF THESE ITALIAN DOCUMENTS

DRIVING LICENCE

IDENTITY CARD

PASSPORT



AND

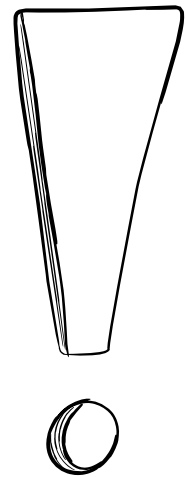
YOUR SOCIAL SECURITY CARD - TESSERA SANITARIA



AND

YOUR PHONE NUMBER


+ 39 3331234567



**USE THE SAME PHONE NUMBER.
IF YOU CHANGE PHONE NUMBER
SPID DOESN'T WORK**

AND

YOUR E-MAIL ADDRESS



**IF YOU DON'T HAVE AN E-MAIL ADDRESS DON'T WORRY,
YOU CAN CREATE IT!**

**EXAMPLE: IF YOUR NAME IS MARIO AND SURNAME IS ROSSI
THE E-MAIL ADDRESS CAN BE:**

MARIO.ROSSI@GMAIL.IT; MARIOROSSO@YAHOO.IT; M.ROSSI@HOTMAIL.IT

**IF IT ALREADY EXISTS YOU CAN ADD ONE OR MORE NUMBERS
FOR EXAMPLE: MARIO.ROSSI321@**

WHAT CAN YOU DO WITH SPID?

YOU CAN DO LOTS OF THINGS ONLINE THROUGH YOUR SMARTPHONE, TABLET AND LAPTOP WITHOUT GOING TO THE OFFICES PERSONALLY. YOU CAN ACCESS LOTS OF ONLINE SERVICES: THE WEBSITE OF THE MUNICIPALITY WHERE YOU LIVE AND THE SERVICES OF YOUR REGION, THE WEBSITE TO REGISTER YOUR KIDS AT SCHOOL AND THE ELECTRONIC HEALTH RECORD TO BOOK YOUR VISITS AND FURTHERMORE. YOU CAN USE SPID WHEN YOU FIND THE WRITING:



ENTRA CON SPID



Entra con SPID

HOW TO OBTAIN YOUR SPID?

TO ACTIVATE YOUR SPID CHOOSE A DIGITAL IDENTITY PROVIDER, ENTER ALL THE REQUIRED INFORMATION STEP BY STEP AND UPLOAD ALL THE NECESSARY DOCUMENTS, AS EXPLAINED IN THE PREVIOUS SLIDES.

YOU CAN ACTIVATE SPID ONLINE OR IN PERSON ACCORDING TO THE PROVIDER YOU CHOOSE.

CHOOSE THE EASIEST AND MOST COMFORTABLE WAY FOR YOU!

IF YOU HAVE ANY PROBLEM DOING IT ONLINE, REMEMBER THAT THERE ARE SOME PLACES WHERE YOU CAN ASK FOR HELP TO DO IT.



TO ACTIVATE SPID CHOOSE A DIGITAL IDENTITY PROVIDER



WITH SOME PROVIDERS YOU CAN ACTIVATE SPID FOR FREE.

WITH OTHER PROVIDERS YOU HAVE TO PAY

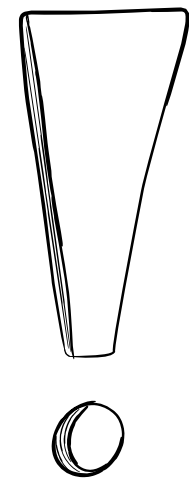
FURTHER INFORMATION ON THE PROVIDERS AT THIS LINK:

<https://www.spid.gov.it/cos-e-spid/come-scegliere-tra-gli-idp/>

**WHEN YOU ACTIVATE SPID
THE FIRST TIME YOU WILL
RECEIVE**

USERNAME

PASSWORD



**KEEP THEM IN A
SAFE PLACE AND
DON'T LOSE THEM**

**LET'S SEE WHAT USERNAME
AND PASSWORD ARE**



USERNAME

THE USERNAME IS USUALLY YOUR NAME AND SURNAME

**EXAMPLE: IF YOUR NAME IS MARIO AND SURNAME IS ROSSI
YOUR USERNAME CAN BE
MARIOROSSO OR MARIO.ROSSI**

**IF YOUR NAME ALREADY EXISTS
YOU CAN ADD ONE OR MORE NUMBERS**

FOR EXAMPLE: MARIO.ROSSI321 OR MARIO.ROSSI456

PASSWORD

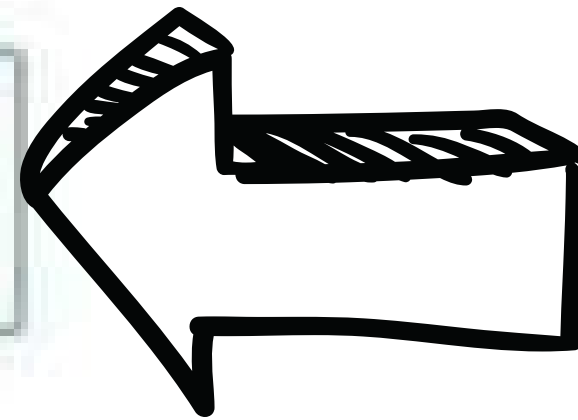
**A SAFE PASSWORD IS COMPOSED BY
LETTERS, NUMBERS AND SYMBOLS**

**THE PASSWORD SHOULD HAVE AT LEAST 8 CHARACTERS
AND SHOULD INCLUDE:**

- ONE CAPITAL LETTER, MEANING A BIG LETTER: FROM A TO Z**
- ONE NUMBER: FROM 0 TO 9**
- ONE SYMBOL. MEANING NOT A LETTER NOR A NUMBER
FOR EXAMPLE !,\$,#,?.**

IMPORTANT!


Password



Password

IN THE LOG-IN PAGE YOU CAN FIND AN EYE. IF YOU CLICK ON THE EYE YOU CAN SEE WHAT YOU WROTE AND CHECK IF IT IS CORRECT

**WHERE CAN YOU
FIND THE
REQUESTED INFO ON
THE DOCUMENTS?**

A green triangle with orange lines pointing to the text.





EXPIRING
DATE

PERSONAL
DATA
(NAME,
SURNAME,
DATE AND
PLACE OF
BIRTH)

IMPORTANT

**BEFORE ENTERING THE REQUESTED
INFORMATION AND DOCUMENTS
REMEMBER TO CHECK THE EXPIRING
DATE!**

**IF THE DOCUMENT IS EXPIRED IT IS NOT
VALID AND YOU CANNOT USE IT**

THANK YOU!



DIGIT *all* 4
MIGRANTS

KISTA
KISTA FOLKHÖGSKOLA

consorzio
l'arc  laio

 **Asociación
PROGESTIÓN**



Co-funded by
the European Union

